

Liberty Pumps®

250-Series



MODEL 257



Available with
Wide-Angle Float

Cast Iron Submersible Sump/Effluent Pumps

**1/3 HP
1-1/2" Discharge
1/2" Solids Handling**

Features:

- Unique one-piece cast body eliminates motor housing seal ring
- Durable epoxy powder coat finish
 - Vortex style impeller
 - Permanently sealed and lubricated bearings
- Quick-connect 10' standard power cord allows replacement of cord in seconds without breaking seals to motor (other lengths available)
- Heavy duty Vertical Magnetic Float (VMF) on vertical float models

Models:

- 250 Manual
- 251 Wide-Angle Float
- 253 Wide-Angle Float, Series Plug
- 257 VMF, Vertical Magnetic Float

Wide-angle floats are mercury-free, mechanically activated.

innovate. evolve.

250-SERIES

1/3 HP Sump/Effluent Pumps for Professionals!

ALL MODELS FEATURE:

- Rugged 1/3 HP, oil-filled motor with thermal overload protection
- 1/2" solids handling
- 1-1/2" discharge
- Hermetically sealed motor and switch cavities
- Permanently lubricated bearings
- Liberty Pumps UNI-BODY casting – a solid, one-piece housing that eliminates the lower motor seal ring found on other pumps
- Epoxy powder coat finish
- Vortex-style impeller made of high temperature engineering polymer for superior solids handling
- Fasteners – all non-corrosive stainless steel
- 416 stainless steel rotor shaft

250-Series Cord Lengths

Model	10'	25'(-2)	35'(-3)	50'(-5)
250	Standard	Optional	Optional	Optional
251	Standard	Optional	Optional	Optional
253	Standard	Optional	Optional	N/A
257	Standard	Optional	N/A	N/A

10' cord length standard on all models. For optional lengths, add "-2, -3 or -5" suffix to model number.
Example: for model 250 with 35' cord, order 250-3

MOTOR SPECIFICATIONS:

1/3 HP 115 V 5.2 A 60 Hz
Thermally Protected & Permanently Lubricated
(PSC) Permanent Split Capacitor
Maximum Fluid Temperature: 140°F

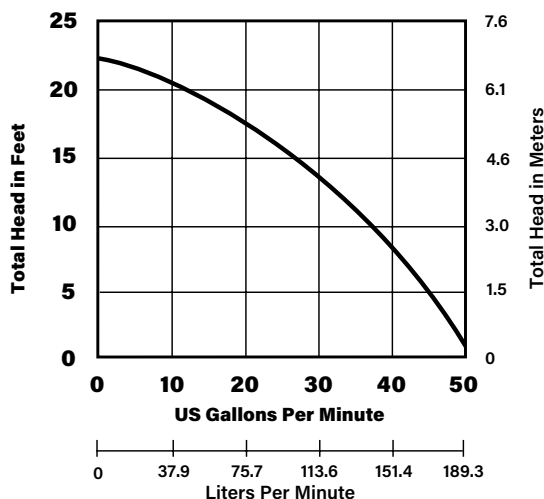
DIMENSIONAL DATA:

Weight: Model 257: 20 lbs

Height: 10-1/2"

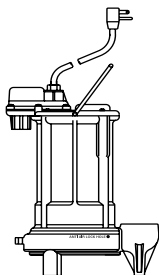
Major Width: 9-3/5" (manual model 250)

PERFORMANCE CURVE

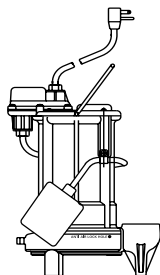


EFFLUENT MODELS

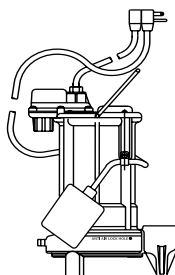
SUMP



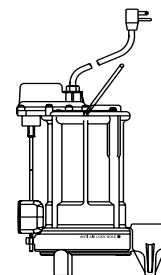
Model 250
Manual, no float



Model 251
Quick-connect wide-angle float, mercury-free



Model 253
Wide-angle float with series (piggyback) plug, allows manual operation of pump



Model 257 VMF
VMF, magnetically operated vertical float – operates in a 10" diameter sump



Dual safety certification for the United States and Canada.

Specifications are subject to change without notice.

Liberty Pumps • 7000 Apple Tree Avenue • Bergen, New York 14416 • Phone 800-543-2550 Fax 585-494-1839

www.LibertyPumps.com

Copyright © Liberty Pumps, Inc. 2019
All rights reserved. LLIT2500-R04/19